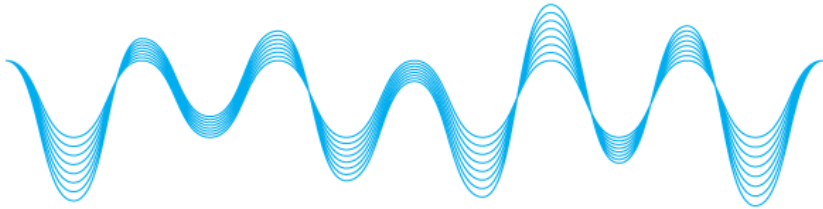



What is ultrasound and how is it done?



What is ultrasound?

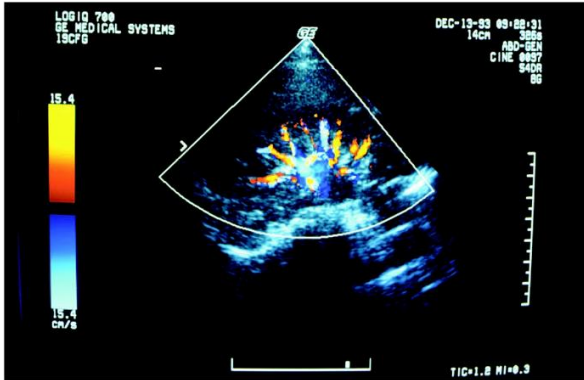


- Ultrasound is a sound wave



- You can not see it but helps the doctors to see pictures inside your body

What does the ultrasound do?



- Helps the doctors to see pictures of the inside your body



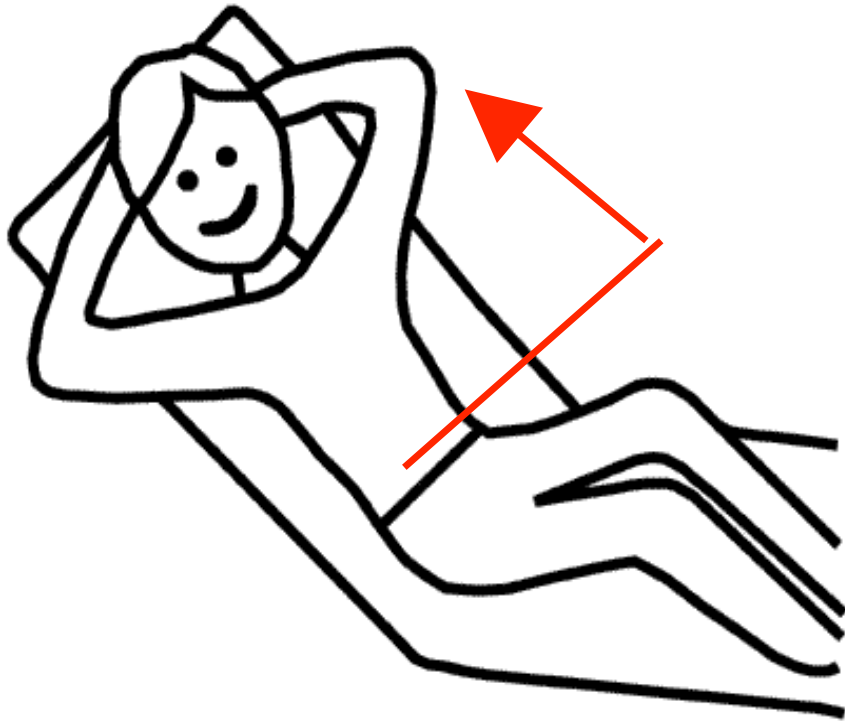
- The ultrasound does not hurt

What does the ultrasound look like?



- It is a machine that looks similar to computer
- To show the picture on the screen the Nurse will use special microphone like on the picture

What do I do?




- First you lie on the bed and pull your clothes up to uncover your belly

What happens next?



- The Nurse will put gel on your belly
- And massage it with the microphone
- You will see picture on the screen

How long will it take?



- The ultrasound takes 30 minutes.

What happens next?



- The Nurse will send letter to your Doctor to tell him what did the picture show

What happens at the end?



- You will meet with your Doctor and he will tell you about the results from the scan
- He may ask you to see another Doctor
- Or he may say that all is well